



KIDSZONE™

My Space My tiles

The
Winchester
Tile
Company*



The
Winchester
Tile
Company*

The Winchester Tile Company
Falcon Road, Sowton Industrial Estate,
Exeter, Devon, England, EX2 7LF

UK Trade Sales: 01392 473005
Export Sales: +44 (0)1392 473001
Other Depts: +44 (0)1392 474011
Fax: + 44 (0)1392 473003
Email: info@winchestertiles.com

www.winchestertiles.com


Your nearest Winchester
Tile stockist:

£1.50 \$2.50 €2.00


Winca02/08



Jungle Rumble



Jurassic World



All Aboard!



Nursery Rhymes



Pony Paddock



ABC

contents

Nursery Rhymes	02	Trucking Along	20	Groovy Girl	38
Toy Cupboard	04	Clowning About	22	Pony Paddock	40
All Aboard!	06	Jurassic World	24	Open Road	42
Counting with Teddy ..	08	Jack's Farm	26	Beside the Sea	44
ABC (Single Letters) ..	10	Jungle Rumble	28	In the Zone	46
ABC (Double Letters) ..	12	Fairyland	30	Field Tiles	48
ABC (French/German) ..	14	Hocus Pocus	32	Half Tiles	50
Marching Soliders	16	Pirate Treasure	34	Mouldings	51
Noah's Ark	18	Mermaids	36	Important Information	52

All Kidszone tiles are on an Off White glaze unless stated otherwise




Fairyland

Set out on a journey of discovery with Kidszone™. This collection of beautiful tiles has something for every age and phase of a child's life, adding colour and charm to so many spaces within the home: nursery, bathroom, playroom, bedroom. Enter our world of adventure and fun...



Clowning About




Groovy Girl

Nursery Rhymes



Planning a magical nursery for your new baby is one of the most exciting times when you are waiting for your family's new arrival. These charming traditional images in soft and gentle colours will bring back treasured childhood memories too.



HUMPTY DUMPTY W.2013PW



JACK AND JILL W.2014PW



THE OWL AND THE PUSSYCAT W.2015PW



THE CAT AND THE FIDDLE W.2016PW



LITTLE BO PEEP W.2017PW

5" x 5" x 3/8" (127 x 127 x 10mm)

The Nursery Rhymes design is on a pure white glaze.



Nursery Rhymes on Pure White 5" with Pure White 5" Field Tiles and Soft Yellow Rope Moulding

Toy Cupboard 4 1/8" with Cherry 4 1/8" Field Tiles
and Marzipan Border from the Winchester Pastelle Range



Toy Cupboard

Open the toy cupboard doors to bring colour and fun into the nursery with a myriad of bright hues and cheerful images. They are bound to amuse, entertain and inspire babies and toddlers alike.



DRESSING UP W.1994PW



DOLLS HOUSE W.1995PW



MY TOYS W.1996PW



TRAVEL TOYS W.1997PW

4 1/8" x 4 1/8" x 3/8" (105 x 105 x 10mm)

The Toy Cupboard design is on a pure white glaze.



All Aboard!

A great day will be had by all with this range of five delightful tiles. The train and its waving passengers will happily travel around the whole room or simply enhance a small area.



A DAY OUT W.1998PW



ANIMAL DAY OUT W.1999PW



TRUCKS W.2000PW



STEAM ENGINE W.2001PW



GUARDS VAN W.2002PW

5" x 2 1/2" x 3/8" (127 x 63 x 10mm)

The All Aboard design is on a pure white glaze.



All Aboard 5" Half Tiles with Blueberry 4 1/8" Field Tiles from the Winchester Pastelle Range

Counting with Teddy 5" Half Tiles with Vermilion and Mars 5" Field Tiles and 5" Half Tiles



Counting with Teddy

Place these brightly coloured tiles within easy reach and make informal learning full of pleasure and fun. Let adorable Teddy help your children count up to ten with ease.



TEDDY 1 W.HP1602



TEDDY 2 W.HP1603



TEDDY 3 W.HP1604



TEDDY 4 W.HP1605



TEDDY 5 W.HP1606



TEDDY 6 W.HP1607



TEDDY 7 W.HP1608



TEDDY 8 W.HP1609



TEDDY 9 W.HP1610



TEDDY 10 W.HP1611

Complete set of 10 tiles W.HP TEDDYSET
5" x 2 1/2" x 3/8" (127 x 63 x 10mm)

ABC

Single Letters

A is for apple, B is for bird ... learning the alphabet is as easy as A, B, C with these cheerful images which children will love. Spell out simple words or children's names, and help make learning to read a pleasure.



Complete set of 26 tiles W.HPABCSETS
5" x 2 1/2" x 3/8" (127 x 63 x 10mm)



Alphabet Single Letters 5" Half Tiles
with Off White 5" Half Tiles and Moonstone Large Moulding

ABC

Double Letters

These double letter tiles show the difference between capitals and small letters, with the same characters as on the single letter versions. Use them to decorate a playroom or school room, bedroom or nursery.



Complete set of 26 tiles WHPABCSETD
5" x 2 1/2" x 3/8" (127 x 63 x 10mm)



ABC French

We have also produced different versions of the single (see some examples, right) and double alphabets (set out below) for the French and German languages, and changed the illustrations as appropriate. For example, A is for 'abeille' in French.



French Alphabet Single Letters 5" Half Tiles with Sky Blue 5" Half Tiles

ABC German

We have also produced different versions of the single (see some examples, left) and double alphabets (see below) for the French and German languages, and changed the illustrations as appropriate. For example, B is for 'Blume' in German.



German Alphabet Single Letters 5" Half Tiles with Raspberry Linstello Moulding



A W.HP.1576DF Double W.HP.1576SF Single
 B W.HP.1577DF Double W.HP.1577SF Single
 C W.HP.1578DF Double W.HP.1578SF Single
 D W.HP.1579DF Double W.HP.1579SF Single
 E W.HP.1580DF Double W.HP.1580SF Single
 F W.HP.1581DF Double W.HP.1581SF Single
 G W.HP.1582DF Double W.HP.1582SF Single



H W.HP.1583DF Double W.HP.1583SF Single
 I W.HP.1584DF Double W.HP.1584SF Single
 J W.HP.1585DF Double W.HP.1585SF Single
 K W.HP.1586DF Double W.HP.1586SF Single
 L W.HP.1587DF Double W.HP.1587SF Single
 M W.HP.1588DF Double W.HP.1588SF Single
 N W.HP.1589DF Double W.HP.1589SF Single



O W.HP.1590DF Double W.HP.1590SF Single
 P W.HP.1591DF Double W.HP.1591SF Single
 Q W.HP.1592DF Double W.HP.1592SF Single
 R W.HP.1593DF Double W.HP.1593SF Single
 S W.HP.1594DF Double W.HP.1594SF Single
 T W.HP.1595DF Double W.HP.1595SF Single
 U W.HP.1596DF Double W.HP.1596SF Single



V W.HP.1597DF Double W.HP.1597SF Single
 W W.HP.1598DF Double W.HP.1598SF Single
 X W.HP.1599DF Double W.HP.1599SF Single
 Y W.HP.1600DF Double W.HP.1600SF Single
 Z W.HP.1601DF Double W.HP.1601SF Single

Complete set of 26 French Alphabet tiles W.HP.ABCSETSF (single) W.HP.ABCSETDF (double)

Jeu complet de 26 lettres de l'alphabet W.HP.ABCSETSF (simples/minuscules) W.HP.ABCSETDF (doubles/majuscules et minuscules)
 5" x 2 1/2" x 3/8" (127 x 63 x 10mm)

ABC Français

Nous avons produit des versions françaises des lettres majuscules/simples (exemples ci-dessus) et lettres doubles/majuscules et minuscules (voir ci-dessus) pour les pays francophones, nous avons changé les dessins ou besoin. Exemple: "A" comme abeille.



A W.HP.1576D Double W.HP.1576S Single
 B W.HP.1577DD Double W.HP.1577SD Single
 C W.HP.1578DD Double W.HP.1578SD Single
 D W.HP.1579DD Double W.HP.1579SD Single
 E W.HP.1580D Double W.HP.1580S Single
 F W.HP.1581DD Double W.HP.1581SD Single
 G W.HP.1582D Double W.HP.1582S Single



H W.HP.1583D Double W.HP.1583S Single
 I W.HP.1584DD Double W.HP.1584SD Single
 J W.HP.1585DD Double W.HP.1585SD Single
 K W.HP.1586D Double W.HP.1586S Single
 L W.HP.1587D Double W.HP.1587S Single
 M W.HP.1588DD Double W.HP.1588SD Single
 N W.HP.1589D Double W.HP.1589S Single



O W.HP.1590DD Double W.HP.1590SD Single
 P W.HP.1591DD Double W.HP.1591SD Single
 Q W.HP.1592DD Double W.HP.1592SD Single
 R W.HP.1593D Double W.HP.1593S Single
 S W.HP.1594D Double W.HP.1594S Single
 T W.HP.1595D Double W.HP.1595S Single
 U W.HP.1596DD Double W.HP.1596SD Single



V W.HP.1597D Double W.HP.1597S Single
 W W.HP.1598D Double W.HP.1598S Single
 X W.HP.1599D Double W.HP.1599S Single
 Y W.HP.1600D Double W.HP.1600S Single
 Z W.HP.1601D Double W.HP.1601S Single

Complete set of 26 German Alphabet tiles W.HP.ABCSETSD (single) W.HP.ABCSETDD (double)

Kompletter Satz von 26 Alphabettiefen auf Deutsch W.HP.ABCSETSD (Einzelbuchstabe) W.HP.ABCSETDD (Doppelbuchstaben)
 5" x 2 1/2" x 3/8" (127 x 63 x 10mm)

ABC Deutsch

Wir haben auch andere Versionen der Einzel- sowie Doppelbuchstaben (Beispiele oben) mit für die deutsche Sprache geeigneten Abbildungen produziert. Zum Beispiel, B ist für Blume auf Deutsch.



Marching Soldiers 5" Half Tiles with Soft Yellow 5" Field Tiles
and Soft Yellow 10" Dado Rail Moulding

Marching Soldiers



Left, right, left, right... groups of marching soldiers mean that playtime can be educational too, as your child learns to count in numbers.



FOUR SOLDIERS W.HP1683



THREE SOLDIERS W.HP1684



TWO SOLDIERS W.HP1685



ONE SOLDIER W.HP1686

5" x 2 1/2" x 3/8" (127 x 63 x 10mm)



Noah's Ark

The animals went in two by two ... a classic in the making, this set of adorable illustrations will be the source of many a bedtime story to help your little one drift off into a gentle land of adventure and fun.



OFF WE GO WHP1624



TWO BY TWO WHP1625



TIGERS TWO BY TWO WHP1626



GIRAFFES TWO BY TWO WHP1627



ELEPHANTS TWO BY TWO WHP1628

5" x 2½" x ¾" (127 x 63 x 10mm)





Trucking Along 5" and Off White 5" Field Tiles with Truck and Digging 5" Borders



Trucking Along

Beware - these endearing tiles and matching borders may well turn the playroom into a building site! With so much inspiration here an adventure is bound to follow...



DUMPER TRUCK WHP1678



DUST CART WHP1679



TRUCK BORDER WHP1692



DIGGER WHP1680



MIXER WHP1681



DIGGING BORDER WHP1682

Square Tiles: 5" x 5" x 3/8" (127 x 127 x 10mm) Borders: 5" x 2 1/2" x 3/8" (127 x 63 x 10mm)



Clowning About

Surround your child with a whole circus of colour – or use cheeky Charlie or clever Corky as focal points. Whatever format you choose, these brightly coloured images will provide inspiration and lots of fun.



CHARLIE W:HP1642



CHESTER W:HP1643



COCO W:HP1644



CHIPS W:HP1645



CHUCKLES W:HP1646




CORKY W:HP1647

5" x 5" x 3/8" (127 x 127 x 10mm)



Clowning About 5" with Sapphire, Lime Green, Soft Yellow and Ruby 5" Field Tiles



Jurassic World

Let your child's imagination run wild and bring those favourite roaring dinosaurs to life with the bright and fun characters of Stiga-saurus and friends.



STIGA-SAURUS W.HP1687



DINO-SAURUS W.HP1688



BRONTE-SAURUS W.HP1689



ALI-SAURUS W.HP1690



TYRA-SAURUS W.HP1691

5" x 5" x 3/8" (127 x 127 x 10mm)



Jack's Farm

The exciting realm of Jack's farm is full of fascinating characters to make friends with. Clarabell Cow, Trevor Tractor and company will entertain and delight all ages.



PENNY PIG W:HP1673



CLARABELL COW W:HP1674



HARRIET CHICKENS W:HP1675



TREVOR TRACTOR W:HP1676



MILLIE SHEEP W:HP1677

5" x 5" x 3/8" (127 x 127 x 10mm)



Jack's Farm 5" with Off White 5" Field Tiles and Lime Green 8 3/8" Dado Rail Moulding and 1 1/2" Turn



Jungle Rumble 4 1/8" with Off White, Olive and Lime Green 4 1/8" Field Tiles, Off White 8 3/8" Dado Rail Moulding and 1 1/2" Turns



Jungle Rumble

Enter the wondrous world of the jungle, meet the cute characters who live there and share in their adventures. Every one has a great tale to tell, you just need to listen carefully...



LENNY THE LION WHP1617



GEOFFREY THE GIRAFFE WHP1618



SIDNEY THE SNAKE WHP1619



CHRIS THE CROCODILE WHP1620



TIM THE TIGER WHP1621



KOALA KIM AND KITTY WHP1622



MAX THE MONKEY WHP1623

4 1/8" x 4 1/8" x 3/8" (105 x 105 x 10mm)

Fairyland



Your darling princess will adore you for ever if you put these gorgeous tiles in her room – it will become her fairy tower, allowing her to dream and enter an imaginary world of fantasy and fun.



SILVERBELLE WHP1629



LILLYBELLE WHP1630



OVER THE RAINBOW WHP1637



SUNSHINE BORDER WHP1638



FLORABELLE WHP1632




CHRISTABELLE WHP1633



DAISYBELLE WHP1631



ISOBELLE WHP1635



ROSABELLE WHP1636



MOONBELLE WHP1634

Square Tiles: 5" x 5" x 3/8" (127 x 127 x 10mm) Borders: 5" x 2 1/2" x 3/8" (127 x 63 x 10mm)



Fairyland 5" with Off White 5" Field Tiles and Candyfloss Pink 8 5/8" Listello Moulding



Hocus POCUS



Light up your child's imagination with these spell-binding characters in their quest for magic and mystery: they are just perfect for a playroom area and dressing up fun.



MORRIGAN WHP1648



SORA WHP1649




HUBBLE BUBBLE WHP1650



BROOMELDA WHP1651



ABRACADABRA WHP1652



MERLIN WHP1653

4 1/8" x 4 1/8" x 3/8" (105 x 105 x 10mm)

Pirate Treasure



Ahoy me hearties! We all love yarns about pirates, swashbuckling rogues and treasure chests full of gold and jewels – ideal for bath time adventures, sailing the seven seas on the good ship Queen of Araby.



CAP'N BLUEBEARD W:HP1667



QUEEN OF ARABY W:HP1668



SEA MONKEY LOGAN W:HP1669



CAP'N WOOD W:HP1670



CAP'N CUTLASS W:HP1671



TREASURE CHEST W:HP1672

5" x 5" x 3/8" (127 x 127 x 10mm)



Pirate Treasure 5" with Sky Blue, Periwinkle and Sapphire 5" Field Tiles



Mermaids 5" with Off White and Candyfloss Pink 5" Field Tiles and Candyfloss Pink 8 5/8" Rope Moulding



Mermaids

Dive into the magical world beneath the sea - it's full of myths and mystery. The flowing whimsical images of mermaids will enchant and capture any little girl's heart.



AQUAFINA W:HP1655



CELESTIA W:HP1654



OCEANA W:HP1656



PEARL OF THE PACIFIC W:HP1657

5" x 5" x 3/8" (127 x 127 x 10mm)



Groovy Girl

The essential accessories for every little miss who loves to traipse around in mummy's shoes, in pink of course! Let her dream now, all too soon she'll be wanting the real thing ...



COOL GIRL W.2003



PARTY TIME W.2004



BAGS GALORE W.2007



HEAVENLY HEELS W.2006

5" x 5" x 3/8" (127 x 127 x 10mm)



Groovy Girl 5" with Off White and Candyfloss Pink 5" Field Tiles

GROOVY GIRL 39



Pony Paddock 5" with Off White 5" Field Tiles

Pony Paddock



Images of Indy, Puzzle her pony and Moon the dog will look charming in a bathroom, bedroom or tackroom. They're sure to inspire many exciting stories and adventures of winning rosettes and everlasting friendships.



INDY ON PUZZLE W:HP1660



JUMPING PUZZLE W:HP1659



PUZZLE AND MOON W:HP1661



PUZZLE'S STABLE W:HP1658

5" x 5" x 3/8" (127 x 127 x 10mm)



Open Road

Toot, toot! These stylised images are great fun for anyone mad about cars. Pick out a favourite or two, or get them all driving around the room - just make sure they keep to the speed limit!



BERTIE W:HP1663



MIMI W:HP1662



LOTTY W:HP1664




FERNANDO W:HP1665



MONTY W:HP1666

5" x 5" x 3/8" (127 x 127 x 10mm)



Open Road 5" with Off White 5" Field Tiles



Beside the Sea



Images of buckets and spades, sand castles and beach balls, warm waves and beach huts: these charming tiles will ensure the happy memories of summer by the coast will endure for years to come.



SOUTHWOLD HUTS W:HP1612



FUN IN THE SUN W:HP1613



BEACH GAMES W:HP1614



SEA SPORTS W:HP1615



BEACH FUN W:HP1616

5" x 5" x 3/8" (127 x 127 x 10mm)

In the Zone



For the cool dude in your clan – a great range of subtle illustrations for a teenager’s lair. Reflect their interests with one image or a selection. Surfers, skate boarders and free riders are all sure to get into the groove with this collection.



JIBING
MIDFIELD GREEN ON FENNEL: W.2024FE ♣



BENDING IT
MIDFIELD GREEN ON OFF WHITE: W.2020 ♣
MIDFIELD GREEN ON FENNEL: W.2024FE



BIG AIR
GREY ICE ON OFF WHITE: W.2022 ♣
MIDFIELD GREEN ON FENNEL: W.2022FE



FREE RIDER
GREEN MOSS ON OFF WHITE: W.2025 ♣
MIDFIELD GREEN ON FENNEL: W.2025FE



JIBING
DARK SKY ON OFF WHITE: W.2024 ♣
MIDFIELD GREEN ON FENNEL: W.2024FE



OLLIE
STONE BROWN ON OFF WHITE: W.2021 ♣
MIDFIELD GREEN ON FENNEL: W.2021FE



TUBING
FADED DENIM ON OFF WHITE: W.2023 ♣
MIDFIELD GREEN ON FENNEL: W.2023FE

5" x 5" x 3/8" (127 x 127 x 10mm)

'In the Zone' designs are available with a Fennel or an Off White glaze. The characters with the Off White glaze are in the colours shown above. All the characters with the Fennel Glaze are in Midfield Green only, as shown top right. Please specify glaze colour when ordering. (Product codes for Fennel Glaze end in FE).



In the Zone 5" on an Off White glaze with Off White 5" Field Tiles

Field Tiles

The wide choice of colours available in our field tiles means that you can co-ordinate your designs and colour schemes with the Kidszone™ decorated tile range perfectly. All the tiles shown below are available in both 4 1/8" x 4 1/8" x 3/8" (105 x 105 x 10mm) and 5" x 5" x 3/8" (127 x 127 x 10mm).



				
Pure White 4 1/8" W.PW1004 5" W.PW1005	Off White 4 1/8" W.OW1004 5" W.OW1005	Pearl 4 1/8" W.PL1004 5" W.PL1005	Oyster 4 1/8" W.OY1004 5" W.OY1005	Peridot 4 1/8" W.PT1004 5" W.PT1005
				
Flax 4 1/8" W.FL1004 5" W.FL1005	Pebble 4 1/8" W.BB1004 5" W.BB1005	Shale 4 1/8" W.SH1004 5" W.SH1005	Celadon 4 1/8" W.CE1004 5" W.CE1005	Fennel 4 1/8" W.FE1004 5" W.FE1005
				
Thyme 4 1/8" W.TH1004 5" W.TH1005	Tarragon 4 1/8" W.TA1004 5" W.TA1005	Canvas 4 1/8" W.CA1004 5" W.CA1005	Walnut 4 1/8" W.WA1004 5" W.WA1005	Putty 4 1/8" W.PY1004 5" W.PY1005
				
Nutmeg 4 1/8" W.NU1004 5" W.NU1005	Orange 4 1/8" W.OR1004 5" W.OR1005	Coral 4 1/8" W.CO1004 5" W.CO1005	Mars 4 1/8" W.MR1004 5" W.MR1005	Vermilion 4 1/8" W.VE1004 5" W.VE1005
				
Candyfloss Pink 4 1/8" W.CP1004 5" W.CP1005	Raspberry 4 1/8" W.RA1004 5" W.RA1005	New Burgundy 4 1/8" W.BN1004 5" W.BN1005	Ruby 4 1/8" W.RU1004 5" W.RU1005	

				
Maize 4 1/8" W.MZ1004 5" W.MZ1005	Soft Yellow† 4 1/8" W.SY1004 5" W.SY1005	Honey 4 1/8" W.HY1004 5" W.HY1005	Amber 4 1/8" W.AR1004 5" W.AR1005	Chrome 4 1/8" W.CH1004 5" W.CH1005
				
Olive 4 1/8" W.OL1004 5" W.OL1005	Lime Green* 4 1/8" W.LG1004 5" W.LG1005	Emerald Green* 4 1/8" W.EG1004 5" W.EG1005	Delft 4 1/8" W.DE1004 5" W.DE1005	Sky Blue 4 1/8" W.SB1004 5" W.SB1005
				
Sage 4 1/8" W.GB1004 5" W.GB1005	Moonstone* 4 1/8" W.MO1004 5" W.MO1005	Marine Blue*† 4 1/8" W.LT1004 5" W.LT1005	Deep Turquoise* 4 1/8" W.DT1004 5" W.DT1005	Jade 4 1/8" W.JA1004 5" W.JA1005
				
Cobalt Blue 4 1/8" W.CB1004 5" W.CB1005	Amethyst 4 1/8" W.AM1004 5" W.AM1005	Periwinkle 4 1/8" W.PE1004 5" W.PE1005	Sapphire 4 1/8" W.SA1004 5" W.SA1005	Blue Grey 4 1/8" W.BG1004 5" W.BG1005
				
Prussian Blue* 4 1/8" W.PB1004 5" W.PB1005	Grey 4 1/8" W.GR1004 5" W.GR1005	Anthracite (Metallic)* 4 1/8" W.AN1004 5" W.AN1005	Black 4 1/8" W.BL1004 5" W.BL1005	

* Please refer to Special Care Information on page 52.

† Crackle Glaze * Please refer to Special Care Information on page 52.



Half Tiles

These versatile half tiles can also be used to complement your Kidszone™ designs, as borders or applied in a traditional brickwork pattern. Available in 30 colours.

				
Pure White W.PW1025	Off White W.OW1025	Peridot W.PT1025	Delft White W.DE1025	Fennel W.FE1025
				
Thyme W.TH1025	Tarragon W.TA1025	Pebble W.BB1025	Canvas W.CA1025	Walnut W.WA1025
				
Putty W.PY1025	Nutmeg W.NU1025	Maize W.MZ1025	Soft Yellow† W.SY1025	Honey W.HY1025
				
Amber W.AR1025	Mars W.MR1025	Vermilion W.VE1025	Raspberry W.RA1025	New Burgundy W.BN1025
				
Celadon W.CE1025	Moonstone* W.MO1025	Emerald Green* W.EG1025	Ruby W.RU1025	Sky Blue W.SB1025
				
Periwinkle W.PE1025	Cobalt W.CB1025	Black W.BL1025	Grey W.GR1025	Anthracite (Metallic)* W.AN1025

5" x 2 1/2" x 3/8" (127 x 63 x 10mm)

† Crackle Glaze * Please refer to Special Care Information on page 52.

8 5/8" and 10" Mouldings

Add the finishing touches to your designs with mouldings, turns and corners. Available in the same 48 gloss colours as our field tiles, from Pure White to Black. For the full colour range, refer to pages 48/49.

10" Large Mouldings



Size available:

10" 10" x 2 1/2" (259mm x 64mm)
Turn 2 1/2" x 2 1/2" (64mm x 64mm)


8 5/8" & 10" Egg & Dart Moulding



Size available:

8 5/8" 8 5/8" x 2" (215mm x 50mm)
10" 10" x 2" (259mm x 50mm)
Turn 2" x 2" (50mm x 50mm)

8 5/8" & 10" Dado Rail Moulding



Size available:

8 5/8" 8 5/8" x 1 1/2" (215mm x 38mm)
10" 10" x 1 1/2" (259mm x 38mm)
Turn 1 1/2" x 1 1/2" (38mm x 38mm)

8 5/8" Rope Moulding



Size available:

8 5/8" 8 5/8" x 1" (215mm x 25mm)
Turn 1" x 1" (25mm x 25mm)

8 5/8" Listello Moulding



Size available:

8 5/8" 8 5/8" x 3/4" (215mm x 19mm)



Important Information

Colour Variations

All Kidzzone tiles are on an Off White glaze unless stated otherwise. Due to the handmade nature of Winchester tiles the surfaces undulate gently, allowing natural shading to occur. These distinctive yet subtle variations in shade within each tile, moulding and border mean no two pieces are ever identical which gives a wonderful impression of depth to tiled areas, adding to the beauty and charm of our handmade tiles. There may also be subtle shade variations between the background colour on decorative tiles and their matching field tile due to their handmade nature.

Before fixing tiles it is important to lay them out in good light to ensure that any shade difference is evenly distributed.

Some of our glazes are subject to crazing, in particular **Soft Yellow, Marine Blue and Deep Turquoise**, this is an inherent part of our hand-made tiles and adds to their rustic nature.

When used in wet areas crazed tiles should be sealed with an impregnator to stop moisture penetrating the body of the tile and causing discolouration.

Dimensions

All dimensions shown throughout the brochure are nominal due to the hand made nature of the tiles; actual dimensions for individual tiles may vary from these figures.

Installation

For full installation instructions, including grouting and adhesive recommendations, please refer to the Winchester Fixing Guide available from your Winchester stockist.

In the USA please follow the recommendations of a reputable adhesive manufacturer and always comply with the American National Institution (ANSI) specifications as set out in the **Handbook for Ceramic Tile Installation** published by the Tile Council of America.

How Many Tiles Will You Need?

Once you have decided on your tiles, calculate how many you will need by measuring the area to be tiled.

Nominal Tile Size*	Tiles per square metre	Tiles per square foot
5" x 5" (127 x 127mm)	56	5,75
4 1/2" x 4 1/2" (105 x 105mm)	81	8,0
5" x 2 1/2" (127 x 63mm)	109,0	11,5

Nominal Tile Border Length*	Tiles per linear metre	Tiles per linear foot
10" (259mm)	3,9	1,2
8 3/4" (215mm)	4,5	1,4

*Based on a 6mm grout gap. All above dimensions are subject to a tolerance of ±2.5mm or 1/32".

Special Care

Wash down tiled surfaces with either clean water or a neutral (i.e. not acidic or alkaline) detergent. Dry off and polish with a dry duster.

Anthracite tiles contain elements which may discolour if they are left wet for prolonged periods or cleaned by strong acids or bleach. We recommend they are wiped down immediately if they become wet.

Emerald Green, Lime Green, Marine Blue, Moonstone and Prussian Blue are copper-based glazes which are prone to discolouration by the very mild acids often found in the home, for example in lemon scented soaps. To avoid this, wash them with clean water only and wipe them dry. Tiles in these colours are recommended for use in dry areas only, do not use the tiles near the kitchen sink or in shower cubicles.

Tiles used on work surfaces will show signs of wear and surface scratching. Winchester Tiles are not suitable for exterior use.

Ordering

When ordering, please always give the following information -

- When ordering plain tiles, please quote the relevant two-letter code (eg JA for Jade) followed by 1004 for 4 1/2" tiles or 1005 for 5" tiles.
- When ordering Mouldings, Turns and Corners, please quote the relevant two-letter colour code (eg JA for Jade).
- Prefix all tile codes with W.

Photography

Owing to variations in studio lighting and printing inks, the tile colours shown in this brochure may differ slightly from those of the actual tiles. Before making your choice it is always advisable to ask your Winchester supplier to show you samples.

Limits of Liability

The Winchester Tile Company accepts no liability for the faulty installation of its tiles. In the case of any claim relating to the tiles themselves, Winchester Tile's liability, to the extent permitted by law, is limited to either the replacement of the product or a refund of the cost of the product, and does not extend to cover any consequential loss. Tiles must be inspected prior to installation and claims cannot be considered after the tiles have been installed.

Please be advised that installation constitutes acceptance of the quality, colour, texture and shade of tiles.

The Winchester Tile Company warrants that its tiles conform to their description and are fit for their purpose.

The Winchester Tile Company makes no other express or implied warranty as to fitness or suitability of the products for particular installations. We extend no guarantees, express or implied, as to wear resistance or maintenance procedures.

Please note, the use of certain acid based cleaning products may cause some of the tiles to react and change in character.

Credits

The Winchester Tile Company gratefully acknowledges the assistance of the following companies with the photographic settings:

Bathroom accessories: • The Orange Tree, www.theorangetree.co.uk
Children's toys: • Habitat, www.habitat.co.uk • Little Evers, Tel: 01392 278802
Sofas and child's table: • Furniture Village, www.furniturevillage.co.uk

Wichtige Informationen

Farbvariationen

Alle Fliesen in der Kidzzone-Kollektion haben Off White als Hintergrundfarbe falls anders angegeben. Da alle Winchester Fliesen mit der Hand hergestellt werden, können Unebenheiten der Oberfläche auftreten, die natürliche Schattierungen erzeugen. Diese markanten, aber dezenten Schattierungen auf jeder Fliese, jedem Formstück, und jeder Bordüre bedeuten, dass keine zwei Stücke geben wird, die total identisch sind, was dem gefliesten Bereich eine wunderschöne Tiefe verleiht und die Schönheit und den Charm unserer handgefertigten Fliesen besonders hervorhebt. Auch können auf Dekorfliesen aufgrund ihrer Herstellung mit der Hand zwischen der Hintergrundfarbe und der Umgebungsfarbe leichte Farbvariationen auftreten.

Vor der Installation der Fliesen ist es wichtig, sie bei gutem Licht auszulegen um sicherzustellen, dass Farbvariationen gleichmäßig verteilt werden.

Einigen unserer Glasuren ist eine krakelierte Oberfläche vorbehalten, insbesondere bei den Farbtönen Soft Yellow, Marine Blue und Deep Turquoise, was ein besonderes Merkmal unserer handgefertigten Fliesen ist und ihren rustikalen Charakter unterstreicht.

Werden krakelierte Fliesen in feuchten Umgebungen verwendet, dann sollten sie impregniert werden um so zu vermeiden, dass Feuchtigkeit in die Fliese eindringt und sie sich dadurch farblich verändert.

Abmessungen

Da die Fliesen in Handarbeit gefertigt werden, sind alle Abmessungen in dieser Broschüre in Normwerten angegeben; die tatsächlichen Abmessungen einzelner Fliesen können von diesen Werten abweichen.

Installation

Für eine ausführliche Installationsanweisung, einschließlich der empfohlenen Fugenmasse und Klebematerialien konsultieren Sie bitte die Anweisungen zum Fliesenarbeiten von Winchester, die von Ihrem Fachhändler erhältlich sind.

In den USA befolgen Sie bitte die Anweisungen eines renommierten Klebstoffherstellers und beachten Sie dabei immer die Spezifikationen des amerikanischen staatlichen Normenverbandes (ANSI) im Handbuch für die Installation von Keramikfliesen des Tile Council of America.

Wie viele Fliesen werden benötigt?

Sobald Sie sich für eine Fliesenart entschieden haben, messen Sie die Fläche aus, die gefliest werden soll, und rechnen dann aus, wie viele Fliesen Sie für diese Fläche benötigen.

Genormte Fliesengröße*	Fliesen pro Quadratmeter	Fliesen pro Quadratfuß
127 x 127mm (5" x 5")	56	5,75
105 x 105mm (4 1/2" x 4 1/2")	81	8,0
127 x 63mm (5" x 2 1/2")	109,0	11,5

Genormte Länge der Bordüre*	Fliesen pro Meter	Fliesen pro Fuß
259mm (10")	3,9	1,2
215mm (8 3/4")	4,5	1,4

*Basiert auf eine 6mm Fuge. Alle oben genannten Abmessungen können Abweichungen von ±2.5mm oder 1/32" aufweisen.

Worauf besonders zu achten ist

Waschen Sie die Oberfläche der Fliesen entweder mit klarem Wasser oder einem pH-neutralen Reinigungsmittel an (d.h. weder sauer noch alkalisch). Dann mit einem trockenen Tuch abwischen und polieren.

Anthrazitfliesen beinhalten Elemente, die nach einem längeren Naßwerden oder nach einer Reinigung der Fliesen mit starken Säuren oder Bleichmitteln in Farbveränderungen resultieren können. Wir empfehlen, dass sie nach dem Naßwerden sofort abgetrocknet werden.

Die Farbtöne Emerald Green, Lime Green, Marine Blue, Moonstone und Prussian Blue sind kupferhaltige Glasuren, und sind gegenüber haushaltsüblichen milden Säuren, zum Beispiel in Seifen mit Zitronenduft, leicht anfällig für Farbveränderungen. Um dies zu vermeiden, sollten Sie diese deshalb nur mit klarem Wasser abwischen und sofort trocken weiben. Fliesen dieser Farbgebung eignen sich nicht für Feuchträume, und sollten auch nicht in der Nähe von Spülbecken oder in Duschkabinen eingesetzt werden.

Fliesen, die auf Arbeitsflächen verwendet werden, weisen Spuren durch Abnutzung und Oberflächenkratzer auf. Winchester Fliesen eignen sich nicht für die Außenanwendung.

Bestellung

Bitte geben Sie bei einer Bestellung stets die folgenden Informationen an -

- Bei der Bestellung von unifarbigen Fliesen geben Sie bitte den jeweiligen zweibuchstabigen Code an (z.B. JA für Jade), und dann 1004 für 105mm Fliesen oder 1005 für 127mm Fliesen.
- Bitte geben Sie bei der Bestellung von Fries-, Ecken- und Kantenstücken den jeweiligen zweistelligen Code an (z.B. JA für Jade).
- Alle Fliesen-Codes sollten mit W beginnen.

Fotografie

Aufgrund variierender Beleuchtungsverhältnisse im Studio und bei Druckfarben können die im Katalog zu sehenden Farben verwendet von der tatsächlichen Farbgebung abweichen. Bevor Sie Ihre Auswahl treffen, sollten Sie immer zuvor einen Winchester Fachhändler nach Mustern fragen.

Haftungsbeschränkungen

Winchester Tile Company übernimmt für die fehlerhafte Installation unserer Fliesen keine Haftung. Sollte es Reklamationen bezüglich der Fliesen selbst geben, dann beschränkt sich die gesetzlich eingeräumte Haftung lediglich auf den Artikeltausch oder die Kostenrückerstattung. Weitere Schäden werden nicht abgedeckt. Fliesen sollten vor der Installation überprüft werden, und nachträgliche Reklamationen können nicht berücksichtigt werden.

Bitte beachten Sie, dass Sie durch die Installation Ihre Abnahme der Qualität, Farbe, Textur und Schattierung der Fliesen bestätigen.

Winchester Tile Company gewährleistet die Beschreibung und Zweckmäßigkeit unserer Fliesen.

Winchester Tile Company gibt keine weiteren ausdrücklichen oder implizierten Garantien hinsichtlich der Eignung unserer Produkte für bestimmte Installationsarten. Wir geben weder ausdrücklich noch impliziert eine Garantieverlängerung auf Abnutzungsverhalten oder Wartungsarbeiten.

Bitte beachten Sie, dass die Fliesen auf Säure basierte Reinigungsmittel reagieren und ihr Aussehen verändern können.

Information Importante

Variations de couleur

Tous les décors "Kidzzone" sont produits sur un fond "Off White" à l'exception de ceux qui sont clairement marqués. Les carreaux Winchester étant fabriqués à la main, leur surface peut présenter des irrégularités entraînant des variations de couleur naturelles. Ces différences de tonalités distinctives mais subtiles d'un carreau, d'une mouleure et d'une bordure à l'autre produisent un splendide effet de profondeur, renforçant la beauté et le charme de nos carreaux artisanaux. Vous constaterez peut-être également des variations de teinte subtiles entre la couleur d'arrière-plan des carreaux décoratifs et les carreaux de terre cuite correspondants.

Avant de coller les carreaux, il est important de faire un essai préalable dans de bonnes conditions d'éclairage afin de s'assurer de la bonne distribution des nuances.

Certains de nos émaux peuvent se craqueler à la finition, notamment les teintes Soft Yellow, Marine Blue et Deep Turquoise. Cette particularité fait partie inhérente de nos carreaux artisanaux et vient renforcer leur caractère rustique.

Si vous souhaitez utiliser les carreaux dans des zones humides, vous devez appliquer un impregnateur pour empêcher l'infiltration d'humidité à l'intérieur du carreau, risquant d'entraîner une décoloration.

Dimensions

Les carreaux étant de confection artisanale, les dimensions nominales dans la brochure sont uniquement données à titre indicatif. Les dimensions des carreaux peuvent être différentes des chiffres indiqués.

Installation

Le guide de fixation Winchester, disponible auprès de votre revendeur, comporte toutes les instructions d'installation, y compris les recommandations relatives au choix du ciment-joint et de la colle.

Les habitants des Etats-Unis d'Amérique doivent se référer aux recommandations d'un fabricant établi de colle pour carrelage et veiller à respecter les spécifications ANSI (American National Standard Institution) telles que définies dans l'ouvrage intitulé Handbook for Ceramic Tile Installation publié par le Tile Council of America.

De combien de carreaux avez-vous besoin ?

Une fois le type de carreau choisi, vous devez calculer le nombre de carreaux nécessaires en mesurant la surface à carrelé.

Dimensions nominales du carreau*	Carreaux par mètre carré	Carreaux par pied carré
127 x 127mm (5" x 5")	56	5,75
105 x 105 mm (4 1/2" x 4 1/2")	81	8,0
127 x 63 mm (5" x 2 1/2")	109,0	11,5

Dimensions nominales des bordures*	Carreaux par mètre linéaire	Carreaux par pied linéaire
259 mm (10")	3,9	1,2
215 mm (8 3/4")	4,5	1,4

*avec des joints de 6 mm. *Toutes les dimensions précédentes sont sujettes à une tolérance de ±2.5 mm.

Spécificités d'entretien

Rincez les surfaces carrelées à l'eau propre ou avec un détergent neutre (ni acide, ni alcalin). Séchez et frottez avec un chiffon.

Les carreaux anthracite contiennent des éléments qui ont tendance à se décolorer en cas de contact prolongé avec l'eau ou s'ils ont été nettoyés à l'aide d'acides ou de javel. Nous vous recommandons de les essuyer immédiatement en cas de contact avec l'eau.

Les vernis Emerald Green, Lime Green, Marine Blue, Moonstone et Prussian Blue sont à base de cuivre : ils ont donc tendance à se décolorer sous l'action d'acides très doux courants dans les foyers, tels que les savons parfumés au citron. Pour éviter ce phénomène, rincez le carrelage à l'eau claire et essuyez pour sécher. Ces couleurs de carrelage sont uniquement recommandées dans les zones sèches et ne doivent pas être utilisées à proximité d'un évier ou à l'intérieur d'une cabine de douche.

Utilisés sur un plan de travail, les carreaux ont tendance à s'user et à se rayer. Les carreaux Winchester ne sont pas adaptés à une utilisation en extérieur.

Commandes

Pour toute commande, merci d'indiquer les renseignements suivants :

- Pour toute commande de carreaux, merci d'indiquer la référence à deux lettres. (par exemple, JA pour Jade), suivi de 1004 pour des carreaux de 105 mm ou 1005 pour des carreaux de 127 mm.
- Pour toute commande de mouleurs, bordures et corniches, merci d'indiquer la référence à deux lettres correspondant à la couleur (par ex : JA pour Jade).
- Toutes les références de carrelage doivent être précédées de la lettre W.

Photographies

L'éclairage en studio et les encres utilisées pour l'impression peuvent affecter les couleurs des carreaux présentés dans cette brochure. Avant de passer commande, il est toujours préférable de vous procurer des échantillons auprès d'un revendeur Winchester.

Limites de responsabilité

Winchester Tile Company décline toute responsabilité en cas d'installation incorrecte de ses carrelages. En cas de réclamation relative aux carreaux en eux-mêmes, la responsabilité de Winchester Tile se borne, dans la limite autorisée par la loi, au remplacement du produit ou au remboursement du prix du produit, et ne couvre pas les dommages indirects. Les carreaux doivent être contrôlés avant installation. Aucune réclamation en sera prise en compte une fois les carreaux installés.

Nous attirons votre attention sur le fait que l'installation du carrelage constitue l'acceptation de la qualité, de la couleur, de la texture et de la teinte des carreaux.

Winchester Tile Company garantit que ses carrelages sont conformes au descriptif fourni et qu'ils sont adaptés à l'usage pour lequel ils sont prévus.

Winchester Tile Company ne formule aucune garantie expresse ou implicite supplémentaire vis-à-vis de l'adéquation ou de la compatibilité de ses produits dans des installations spécifiques. Nous ne formulons aucune garantie, expresse ou implicite, vis-à-vis de la résistance à l'usure ou des procédures d'entretien.

Veillez noter que certains produits détergents à base d'acide peuvent réagir avec les carreaux et altérer leur caractère.